

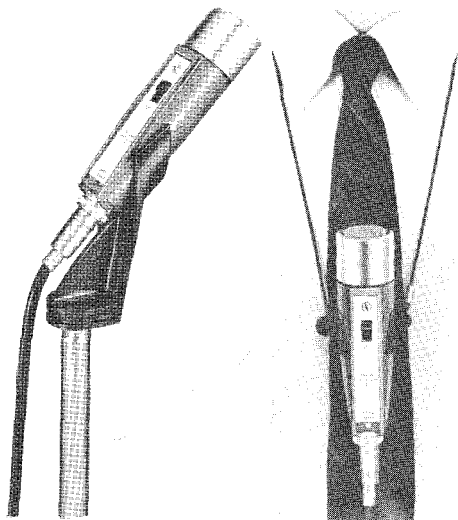
SHURE**MICROPHONES AND ELECTRONIC COMPONENTS**

AREA CODE 312/328-9000 • CABLE SHUREMICRO

MODELS 574SA, 574SB, AND 574SF**OMNIDIRECTIONAL DYNAMIC MICROPHONES**

Model 574 Series are pressure dynamic microphones. The wide range smooth frequency response and omnidirectional pickup characteristics make these microphones excellent for music and voice reproduction. The microphones are ruggedly built to withstand rough usage and are unaffected by temperature and humidity variations.

The versatile design of the 574 Series Microphones, coupled with their small size and light weight, permit them to be used in many different ways — mounted on a wall or panel, on desk or floor stand, with a lavalier or held in the hand.



**MODEL 574SA MOUNTED
ON STAND ADAPTER**

**MODEL 574SA USED AS
A LAVALIER MICROPHONE**

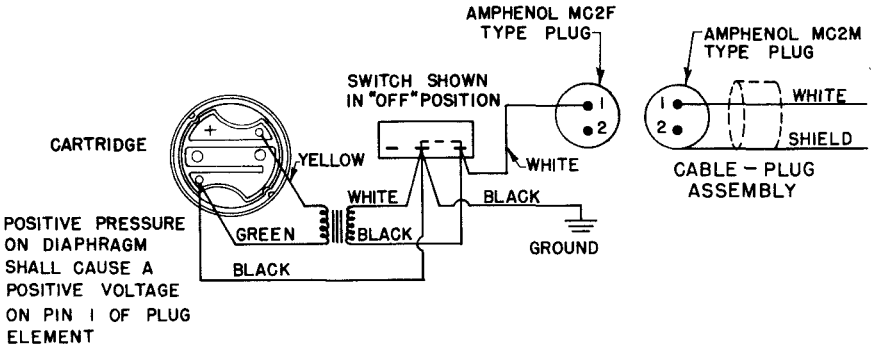
A stand adapter and lavalier cord-bracket are provided with the microphone. By removing the cord, the lavalier bracket can be screwed onto a wall. The adapter has a $\frac{5}{8}$ inch—27 thread which fits conventional desk stands or floor stands. The microphone may be easily removed from both the stand adapter or bracket for use as a hand-held microphone.

Model 574 series have a built-in switch to control the microphone circuit. The switch is a slide-to-talk locking type unit.

Applications: Model 574 Series Microphones are designed for voice and music reproduction and are ideal for recording sound on film, tape or disc; fixed or mobile public address systems; call systems; and similar uses. When used vertically (microphone pointing straight up), the performers may be placed all around the microphone without changing frequency response.

Because of its high output, the high impedance Model 574SA may be used with practically all public address amplifiers in the installations where only a moderate length (up to 50 feet) (15.2m) of cable is required. Two low impedance models, 574SB and 574SF are designed for use in installations where long cable lengths are required. The Model 574SB unit is also ideally suited for use with transistor amplifiers where a medium or low impedance microphone is required.

Model 574SA is a high impedance microphone. It may be used with any crystal or ceramic microphone amplifier or other amplifier with an input impedance of 100,000 ohms or more. If additional lengths of cable are desired with the use of Model 574SA Microphone, a high quality single conductor shielded cable is required to extend the microphone circuit. See Figure A below for internal connections.



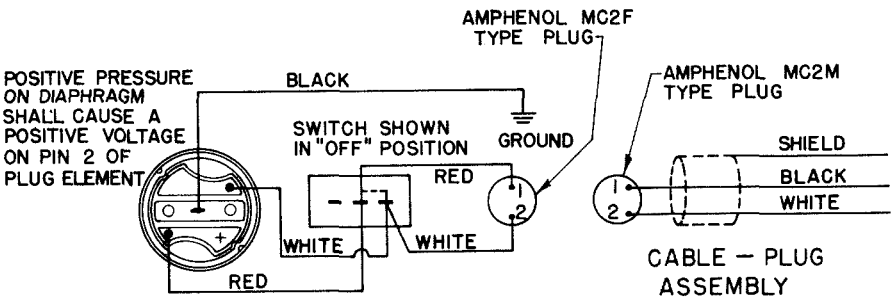
MODEL 574SA (HIGH IMPEDANCE)
INTERNAL CONNECTIONS

FIGURE A

Model 574SB is a low impedance microphone (150-250 ohms). This unit is recommended for use where long cable lengths are required or under conditions of severe hum disturbance. Model 574SB may be fed into standard low impedance amplifier, or into an amplifier with high impedance input. In the latter case, Shure Model A95A Line Matching Transformer is available for coupling the low impedance line to the input of high impedance amplifiers.

Model 574SF is a low-impedance microphone designed to be connected to a 25 ohm line.

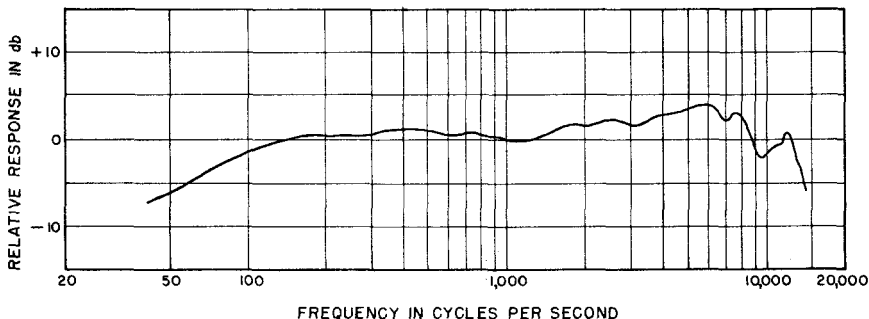
If additional lengths of cable are desired with the use of Model 574SB or 574SF Microphones, a high quality two conductor shielded cable is required to extend the microphone circuit. See Figure B below for internal connections.



MODEL 574SB AND 574SF (LOW IMPEDANCE)
INTERNAL CONNECTIONS

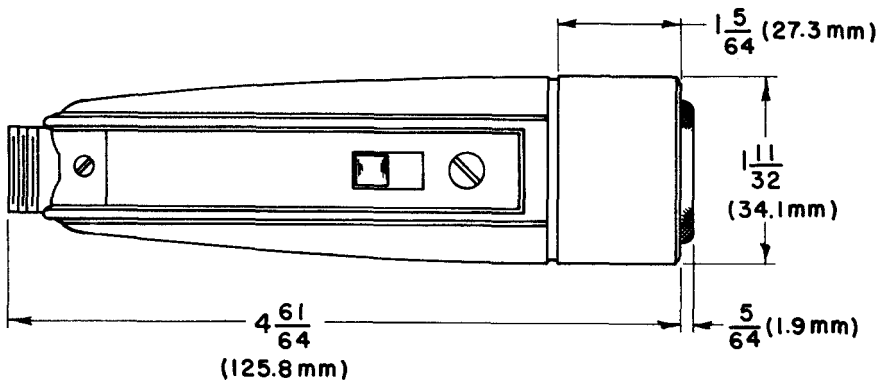
FIGURE B

Operation: No special precautions beyond ordinary care are necessary in operation of the 574 Series Microphones. They will operate very satisfactorily under all ordinary conditions of humidity, heat, and cold. Dropping the microphones or other severe mechanical shocks should be avoided.



FREQUENCY IN CYCLES PER SECOND
 FREQUENCY RESPONSE

FIGURE C



OVERALL DIMENSIONS
 FIGURE D

Guarantee: Each microphone is guaranteed to be free from electrical and mechanical defects for a period of one year from date of shipment from factory, provided all instructions are complied with fully. In case of damage, return the microphone to the factory for repairs.

SPECIFICATIONS

Frequency Response: 40 to 15,000 Hz (cps) (See Figure C).
1,000 Hz (cps) Response

Model 574SA

open circuit voltage.....— 56.0 db*(1.58 mv)
EIA Microphone Rating G_M—152.0 db***
(Sensitivity)

Model 574SB

open circuit voltage.....— 79.0*(0.11 mv)
power level into 200 ohms.....— 57.5 db**
EIA Microphone Rating G_M—150.5 db***
(Sensitivity)

Model 574SF

open circuit voltage— 88.0*(0.059 mv)
power level into 25 ohms.....— 57.5 db**
EIA Microphone Rating G_M—153.5 db***
(Sensitivity)

*0db = 1 volt per microbar

**0db = 1 milliwatt with 10 microbars

***EIA Standard SE-105 August 1949

Microbar = 1 dyne per square centimeter

Recommended Load Impedance: Model 574SA—100,000 ohms or more. Model 574SB—150-250 ohms. Model 574SF—25 ohms.

Cable: Highly durable detachable cable with exceptionally effective hum shielding. Model 574SA. 7 foot (2.1 m), one-conductor shielded plastic jacketed with Amphenol MC2F type plug attached on microphone end. Shure Part No. 94A421 Cable and Plug Assembly.

Model 574SB and 574SF. 7 foot (2.1 m), two-conductor shielded plastic jacketed with Amphenol MC2F type plug attached on microphone end. Shure Part No. 94B257 Cable and Plug Assembly.

Switch: Built-in "ON-OFF" switch to control microphone circuit.

Finish: Gray high impact plastic body with satin anodized cap and stainless steel grille.

Dimensions: (See Figure D).

Stand Adapter Thread: $\frac{5}{8}$ inch—27 thread.

Weight: Net weight 5 ounces (141.8 g). Packaged weight 1 pound 1 ounce (481.9 g).

FURNISHED ACCESSORIES

Model 65A280A Stand Adapter

Model A27L Lavalier Assembly (and Wall Bracket)

OPTIONAL ACCESSORIES

Model S38B Desk Stand

Model A95A Line Matching Transformer

REPLACEMENT COMPONENTS

Model R50 Dynamic Cartridge

Model 94B344 Switch (574SA)

Model 94C344 Switch (574SB, 574SF)

Model 94A421 Cable and Plug Assembly (574SA)

Model 94B257 Cable and Plug Assembly (574SB, 574SF)