

HAND HELD CERAMIC COMMUNICATIONS MICROPHONE



GENERAL

The Model 201 communications microphone is a pressure-actuated diaphragm type, ceramic microphone. It was designed for clear, crisp, natural voice reproduction of high intelligibility. The microphone is recommended for all types of mobile communications, such as police, fire, utility, forestry, and transportation services, including fixed station, amateur, Citizens Band, and any other applications where a rugged hand held microphone is required.

Model 201 is relatively immune to adverse temperature and humidity, and it will operate in temperatures to 71°C (160°F). The microphone is high impedance with omnidirectional polar characteristics.

Model 201 is equipped with a heavy duty push-to-talk switch to control the microphone circuit and an external relay or switching circuit.

The microphone fits naturally and comfortably in the hand. The exclusive ARMO-DUR® case is immune to oil, grease, fumes, salt spray, sun, rust, and corrosion — and is outstanding in its ability to resist mechanical shocks and vibration. It is designed to withstand rigorous operating conditions and constant use.

Microphone Features:

- Highly intelligible voice response
- Reliable, high-output ceramic cartridge
- Tough, rubber-jacketed, four-conductor coiled cable
- Rugged ARMO-DUR case
- Mounting bracket supplied — fits hang-up button on microphone

CONNECTIONS

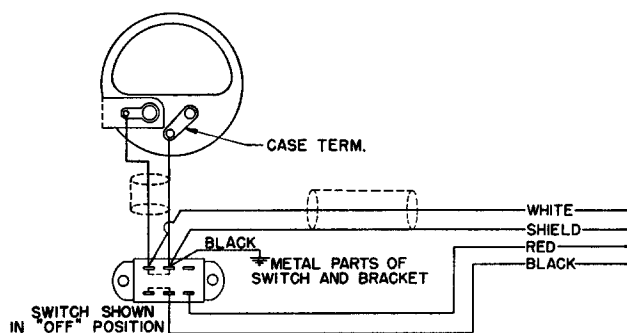
The Model 201 is a high-impedance microphone with a double-pole single-throw slide switch to control the microphone circuit and an external relay or switching circuit. The cable is a three-conductor, one conductor shielded, coiled cord. Added cable length will be accompanied by a decrease in output, although no frequency discrimination will be introduced.

The internal connections of the Model 201 are shown in Figure 1. Connect the cable leads as follows:

WHITE to the high-impedance audio input circuit

SHIELD to chassis or circuit ground

RED and BLACK to the relay or switching circuit.



INTERNAL CONNECTIONS
FIGURE 1

OPERATION

No polarizing voltage is required for ceramic microphones. Ceramic microphones may be seriously damaged if accidentally connected to loudspeaker or power supply outlets carrying high voltage. Check your connections carefully. When used near a radio transmitter, keep the cable to the minimum length consistent with placement requirements.

Model 201 will operate satisfactorily under all ordinary conditions of humidity, heat, and cold. Severe mechanical shocks, such as dropping the microphone, should be avoided.

SPECIFICATIONS

Type

Ceramic

Frequency Response

200 to 4,000 Hz

Polar Pattern

Omnidirectional

Internal Impedance

Equivalent to 1200 pF

Load Impedance Range

Minimum: 1 megohm

Recommended: 5 megohms

Output Level (at 1,000 Hz)

Open Circuit Voltage -12.0 dB (0.25V)

(0 dB = 1 volt per 100 microbars)

Switch

Push-to-talk switch to actuate microphone circuit and relay or switching circuit. Microphone circuit normally closed.

Cable

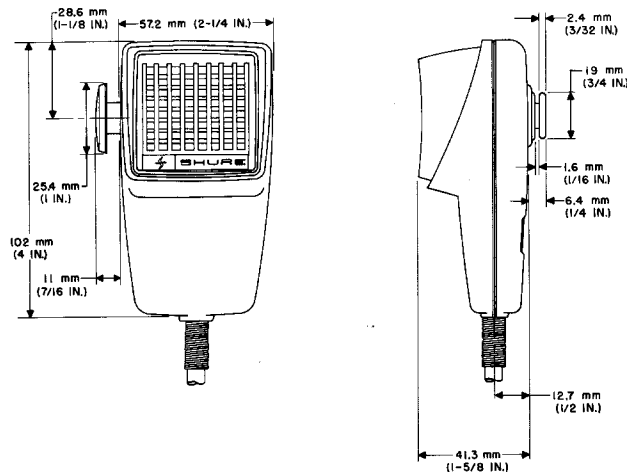
1.7m (5½ ft) extended, three-conductor, one conductor shielded, coiled cable. 1,000 pF capacitance.

Case

Blue ARMO-DUR®

Dimensions

See Figure 2



OVERALL DIMENSIONS

FIGURE 2

Net Weight

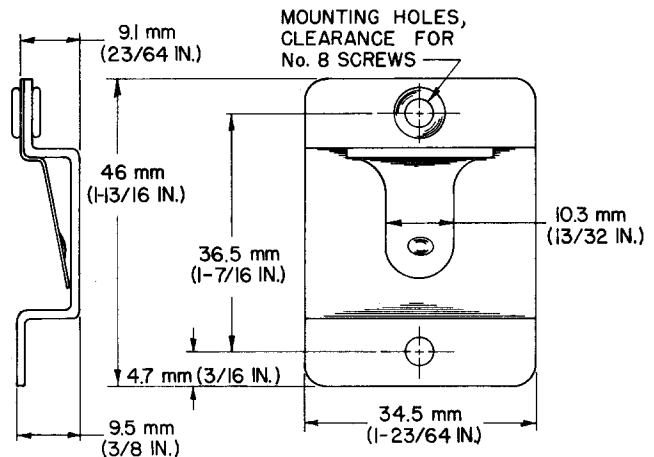
283 grams (10 oz)

Packaged Weight

425 grams (15 oz)

MOUNTING

A mounting bracket for permanent installation is supplied with the microphone (see Figure 3)



MOUNTING BRACKET

FIGURE 3

FURNISHED ACCESSORY

Mounting Bracket RK6MB

REPLACEMENT PARTS

Cartridge R3
Cable C20C
Case Assembly RK94C
On-Off Switch Assembly RK95H
Switch Button 65A189A

GUARANTEE

This Shure product is guaranteed in normal use to be free from electrical and mechanical defects for a period of one year from date of purchase. Please retain proof of purchase date. This guarantee includes all parts and labor. This guarantee is in lieu of any and all other guarantees or warranties, express or implied, and there shall be no recovery for any consequential or incidental damages.

SHIPPING INSTRUCTIONS

Carefully repack the unit and return it prepaid to:

Shure Brothers Incorporated
Attention: Service Department
1501 West Shure Drive
Arlington Heights, Illinois 60004

If outside the United States, return the unit to your dealer or Authorized Shure Service Center for repair. The unit will be returned to you prepaid.